THE BLUES KIDS FOUNDATION PRESENTS

BluesLoops

The complete way to play Chicago Blues Guitar Lumps & Shuffles

Learn Today. Gig Tonight.

Fernando Jones



BluesLoops

© 2010, 2014 Fernando Jones
All Rights Reserved

ISBN 978-0-9625257-4-1

Special thanks to all of my guitar and bass students at Columbia College Chicago that participated in the development of this project including: James Bence, Dan Peetz and Remington Stokes.

Blues Kids Foundation
1014 S. Michigan Avenue • Chicago, IL 60605
FernandoJones.com | BluesKids.com | BluesNewz@aol.com

All rights reserved. No part of this publication may be reproduced or used in any form or by any means (graphic, electronic, or mechanical, including photocopying, recording, taping, or information storage and retrieval systems) without written permission of the publisher.

Photo of Fernando Jones by David D.

©2006, 2016 Fernando Jones | FernandoJones.com/BluesLoops

What's a lump? A lump can be described musically as a broken up shuffle or a shuffle played with a *staccato* feel. In most cases each note will be played twice in a sequence using the I-IV-V chord progression. What's a shuffle? A shuffle is the rhythm that your heartbeat makes when you string the "heartbeats" together. When you run, your heart beats (shuffles) faster than it does when you walk. Right? Okay, now sit still for a moment. Hold your breath for ten seconds or so, and place your hand over your heart. You will feel two beats or lumps in your chest: One up, one back, and pause; one up, one back, and pause . . .

For example, if a 4-bar **shuffle** sounded smooth like this:

1st bar *One, Two, Three, Four*

2nd bar *Two, Two, Three, Four*

3rd bar *Three, Two, Three, Four*

4th bar *Four, Two, Three, Four*

Then with each "uh" as a beat, a 4-bar **lump** sounds like this:

1st bar *One, uh, Two, uh, Three, uh, Four, uh*

2nd bar *Two, uh, Two, uh, Three, uh, Four, uh*

3rd bar *Three, uh, Two, uh, Three, uh, Four, uh*

4th bar *Four, uh, Two, uh, Three, uh, Four, uh*

©2006, 2016 Fernando Jones | FernandoJones.com/BluesLoops

1 The Chicago Lump

2 The Chicago Lump With 43rd St. Turnaround

3 Straight Driving Lump

4 Straight Driving Lump With Turnaround

5 Straight Bouncy Lump

6 Backward & Forward Lump

7 Forward & Backward Lump

8 Funky Lump

9 Quarter Note Feel

10 Eighth Note Lump With Triplet Feel

11 Lazy Upside Down Lump

12 Double Time Lump

13 Double Time Lump With 43rd St. Turnaround

14 Double Time Lump With Turnaround

15 Light Swing Shuffle

16 Light Swing Shuffle With 43rd St. Turnaround

©2006, 2016 Fernando Jones | FernandoJones.com/BluesLoops

The Chicago Lump

BluesLoops: Chicago Style Guitar Lines by Fernando Jones



©2006, 2016 Fernando Jones | FernandoJones.com/BluesLoops

The Chicago Lump With 43rd Street Turnaround

BluesLoops: Chicago Style Guitar Lines by Fernando Jones



©2006, 2016 Fernando Jones | FernandoJones.com/BluesLoops

Straight Driving Lump

BluesLoops: Chicago Style Guitar Lines by Fernando Jones



©2006, 2016 Fernando Jones | FernandoJones.com/BluesLoops

Straight Driving Lump With Turnaround

BluesLoops: Chicago Style Guitar Lines by Fernando Jones



©2006, 2016 Fernando Jones | FernandoJones.com/BluesLoops

Straight Bouncy Lump

BluesLoops: Chicago Style Guitar Lines by Fernando Jones



©2006, 2016 Fernando Jones | FernandoJones.com/BluesLoops

Backward & Forward Lump

BluesLoops: Chicago Style Guitar Lines by Fernando Jones



©2006, 2016 Fernando Jones | FernandoJones.com/BluesLoops

Forward & Backward Lump

BluesLoops: Chicago Style Guitar Lines by Fernando Jones



©2006, 2016 Fernando Jones | FernandoJones.com/BluesLoops

Funky Lump

BluesLoops: Chicago Style Guitar Lines by Fernando Jones



©2006, 2016 Fernando Jones | FernandoJones.com/BluesLoops

BluesLoops

The complete way to play Chicago Blues Guitar Lumps & Shuffles

16 essential 12-bar charts & tabs

Learn Today. Gig Tonight.

Besides the voice, no man-played instrument in the 20th or 21st Century has been celebrated and adored as much as the electric guitar. The electric guitar is so popular that the Rock & Roll Hall of Fame + Museum dedicated an entire outdoor and indoor exhibit to *it.*

This book is filled with exercises and drills designed to make you a more fundamentally *sound* Blues guitar player. You can read and play along with the DVD produced by our good friends at JimDumlop.com, use it on a gig or in the classroom and have a blast.

If you are a beginner it will help excelerate the learning process. If advanced, It will complement what you already know and help you develop your *ear*. *BluesLoops* will also give you the foundation need to build a solid guitar vocabulary. By default these charts and tabs are in the key of G, but once you learn the patterns they can be played in any key.

Use *BluesLoops* patterns on stage or in the recording studio anywhere in the world and be successful. This system may even inspire you to create your own patterns and songs. Learn Today. Gig Tonight.

FernandoJones | BluesKids.com

Fernando Jones